

m|devices®

IV540298, IV541298,
IV541308

Safety Insulin Syringes
Auto-retractable

i INSTRUCTION FOR USE

DESCRIPTION

The m|devices Auto-retractable Safety Insulin Syringes provide enhanced safety and ease of use. The needle automatically retracts into the syringe barrel immediately following injection, significantly reducing the risk of accidental needle stick injuries. One-handed activation is achieved through a simple, continuous press of the plunger to its end.

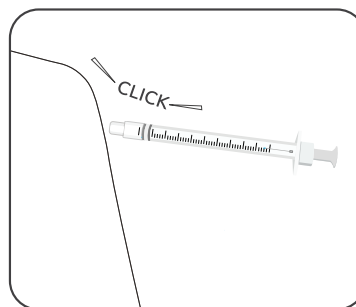
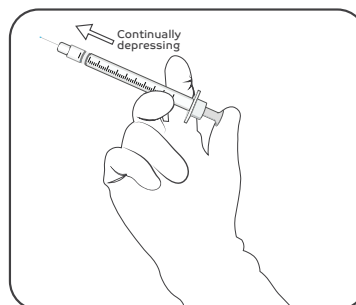
FOR USE BY A CERTIFIED CLINICIAN THE BELOW IS ONLY A SUGGESTION AND FACILITY PROTOCOL MUST BE FOLLOWED FOR ALL CLINICAL PROCEDURES WHERE THIS PRODUCT IS USED

⚠ CAUTION

- Single use.
- DO NOT re-sterilise.
- DO NOT store at extreme temperatures and humidity, avoid direct sunlight. Handle with care.
- STERILE (EO), DO NOT use if the package or product has been damaged or contaminated.
- EU Notice: any serious incident that has occurred in relation to the device should be reported to the manufacturer and the competent authority of the Member State in which the user and /or patient is established.

STEPS

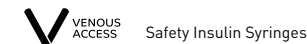
1. Remove the needle cap and pull back the plunger to the line on your syringe equal to the required insulin dose.
2. Insert the needle into the rubber top of the insulin vial and push the air into the upright insulin vial.
3. Turn the insulin vial and syringe upside down with the needle remaining in the vial.
4. Pull back the plunger to the required insulin dose line.
5. To remove bubbles, pull the plunger a few units back and tap the syringe with your finger to push air bubbles to top. Push the plunger slowly to expel the air back into the vial.
6. Select desired location for the injection and follow facility protocol to prepare skin.
7. Pinch up the skin and inject insulin at a 90 degree angle. Hold for 5 seconds.
8. After medication has been dispensed push the plunger until you hear a "click". The needle will retract into the barrel from the patient.



9. The syringe is now ready for disposal. Dispose of the sharps in the sharps bin immediately as per facility protocol.

m|devices

27 Llewellyn Avenue
Villawood NSW 2163
Australia
T +61(0)2 8718 2800
F +61(0)2 8718 2801



Promised Hangzhou Meditech Co., Ltd.
No. 1388 Cangxing Street
Cangqian Community
Yuhang District, Hangzhou City
311121 Zhejiang, China

EC REP **OBELIS S.A.**
Bd. Général Wahis
53 1030 Brussels
Belgium



Rev New